




DUBAI & FRANCE NON-OIL FOREIGN GENERAL TRADE

DURING
2020- & 1st Q 2021



DUBAI & FRANCE GENERAL TRADE DURING THE YEAR 2020


KG
519 M



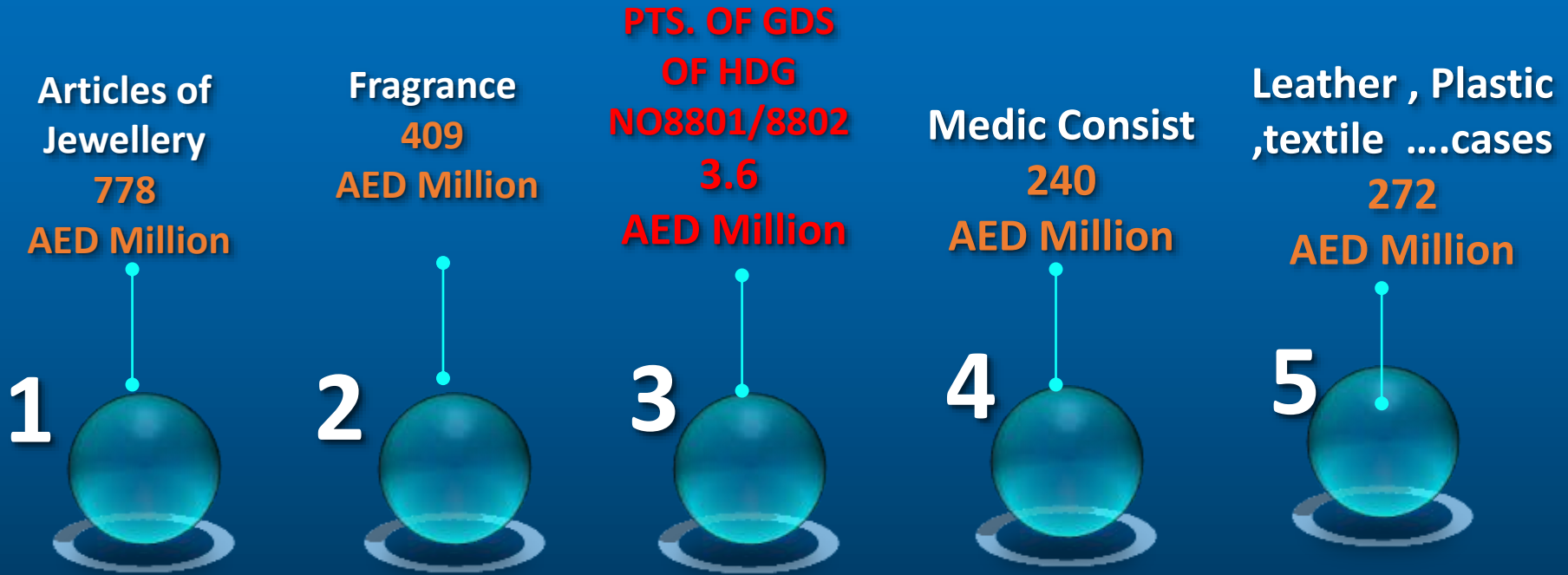
DUBAI GENERAL TRADE WITH FRANCE



DUBAI & FRANCE GENERAL TRADE DURING 1ST Q 2021



DUBAI GENERAL TOTAL TRADE WITH FRANCE BY TOP COMMODITIES DURING 1ST Q 2021



DUBAI GENERAL TRADE WITH FRANCE

BY ZONE During 1st Q of 2021

DIRECT
2.43
AED Billion

FREE ZONE
1.76
AED Billion

CUSTOMS W/H
8.49
AED Million

**TOTAL
TRADE**
4.20
AED Billion

57.8%

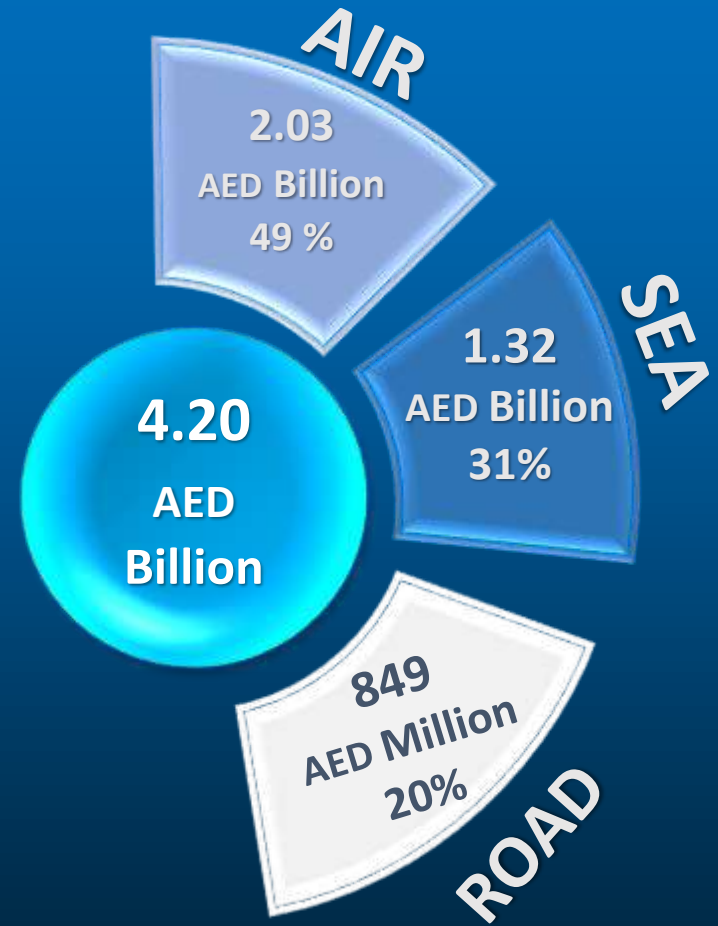
41.9%

0.3%



DUBAI General Trade WITH FRANCE

BY TRANSFER MODE
1st Q of 2021



THANK YOU



Statistics & Studies
TARIFF & ORIGIN DEPARTMENT
Statistics.Reporting@dubaicustoms.ae